

Global energy access and use

Selected indicators

JOHN KEMP
REUTERS

25 Feb 2021

United Nations Sustainable Development Goals

Goal 7: Ensure access to affordable, reliable, sustainable and modern energy for all

Target 7.1: By 2030, ensure universal access to affordable, reliable and modern energy services

Target 7.2: By 2030, increase substantially the share of renewable energy in the global energy mix

Target 7.3: By 2030, double the global rate of improvement in energy efficiency

Rural residents without access to electricity

Selected countries, percent, 2018

Madagascar	100	Cameroon	77	Papua New Guinea	45
Mauritania	99	Rwanda	77	Sao Tome and Principe	44
Chad	97	South Sudan	76	Gabon	37
Burundi	97	Djibouti	76	Solomon Islands	36
Haiti	96	Mali	75	Ghana	33
Sierra Leone	94	Botswana	72	Syrian Arab Republic	31
Equatorial Guinea	93	Nigeria	69	Eswatini	30
Liberia	93	Ethiopia	67	Nicaragua	29
Mozambique	92	Cote d'Ivoire	67	Kenya	28
Guinea-Bissau	90	Eritrea	65	Comoros	23
Malawi	90	The Gambia	65	Bangladesh	22
Zambia	89	Namibia	64	Micronesia	21
Niger	88	Lesotho	62	Timor-Leste	21
Somalia	85	Uganda	62	Honduras	19
Central African Republic	84	Senegal	56	Peru	18
Benin	82	Sudan	53	World	18
Tanzania	81	Yemen	51	Cambodia	11
Guinea	80	Vanuatu	49	South Africa	10
Zimbabwe	80	Pakistan	46	Guyana	10
Congo, Rep.	80	Myanmar	45	Philippines	7
Togo	78	North Korea	45	India	7

Source: World Bank

@JKempEnergy

Urban residents without access to electricity

Selected countries and groups, percent, 2018

Chad	58	Namibia	28	Rwanda	11
Liberia	56	Angola	26	Equatorial Guinea	10
South Sudan	53	The Gambia	24	Cabo Verde	8
Niger	52	Solomon Islands	23	Togo	8
Congo, Dem. Rep.	49	Sao Tome and Principe	23	Ethiopia	8
Guinea-Bissau	47	Eritrea	23	South Africa	8
Sierra Leone	47	Zambia	23	Myanmar	8
Malawi	45	Sub-Saharan Africa	22	Senegal	8
Central African Republic	45	Haiti	21	Congo, Rep.	8
Uganda	43	Botswana	19	Cameroon	7
Somalia	40	Nigeria	18	Micronesia	6
Burundi	38	Papua New Guinea	18	Vanuatu	6
Burkina Faso	38	Mauritania	18	Kiribati	6
Benin	33	Sudan	16	Comoros	6
Tanzania	32	Kenya	16	Ghana	6
Madagascar	30	Yemen	15	Pacific island small states	5
Low income	30	Zimbabwe	15	Guatemala	4
Lesotho	29	Mali	14	Marshall Islands	4
Djibouti	29	Guinea	13	Nepal	4
Mozambique	28	Mauritius	12	Lower middle income	4
				World	3

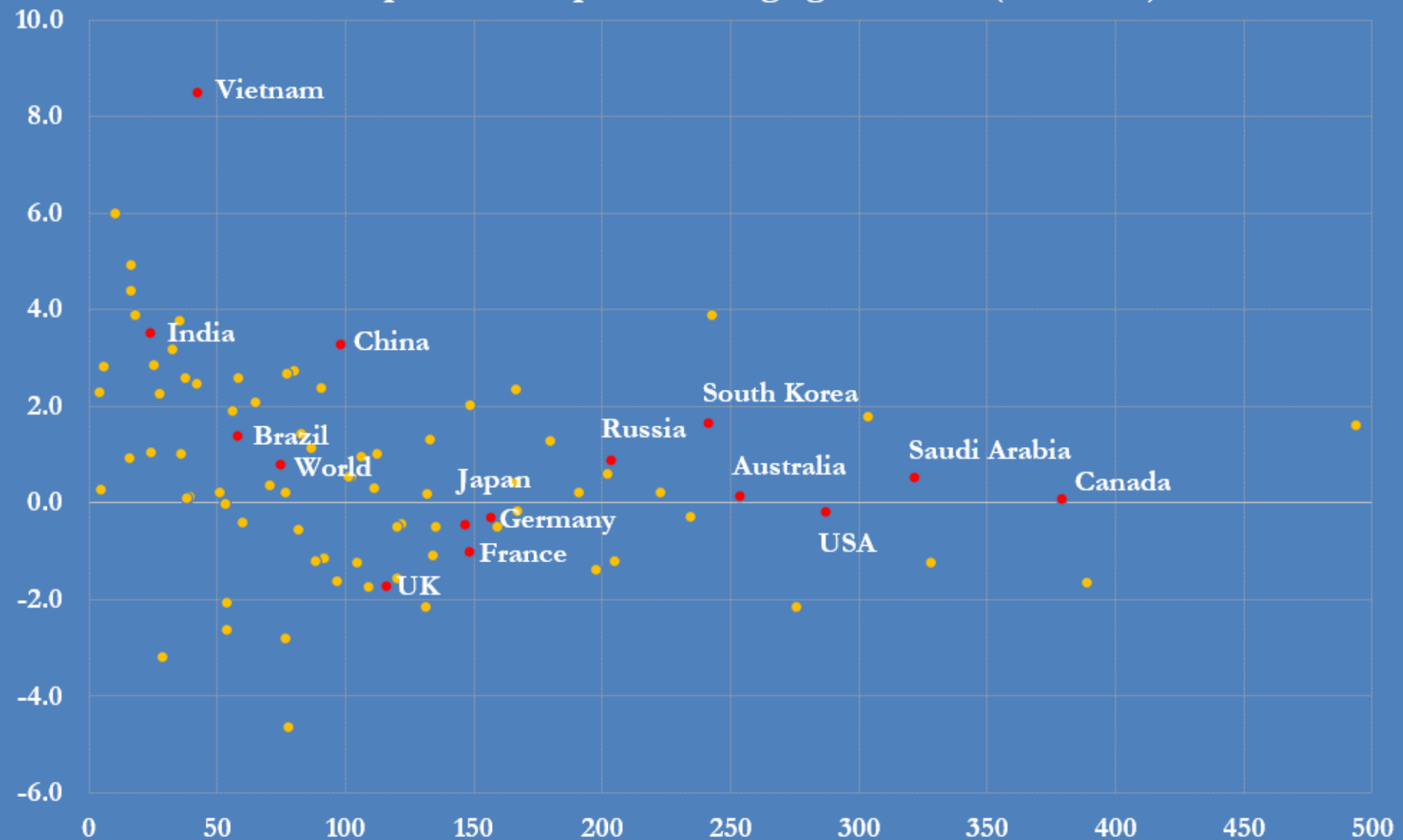
Source: World Bank

@JKempEnergy

Global primary energy consumption per capita, selected countries

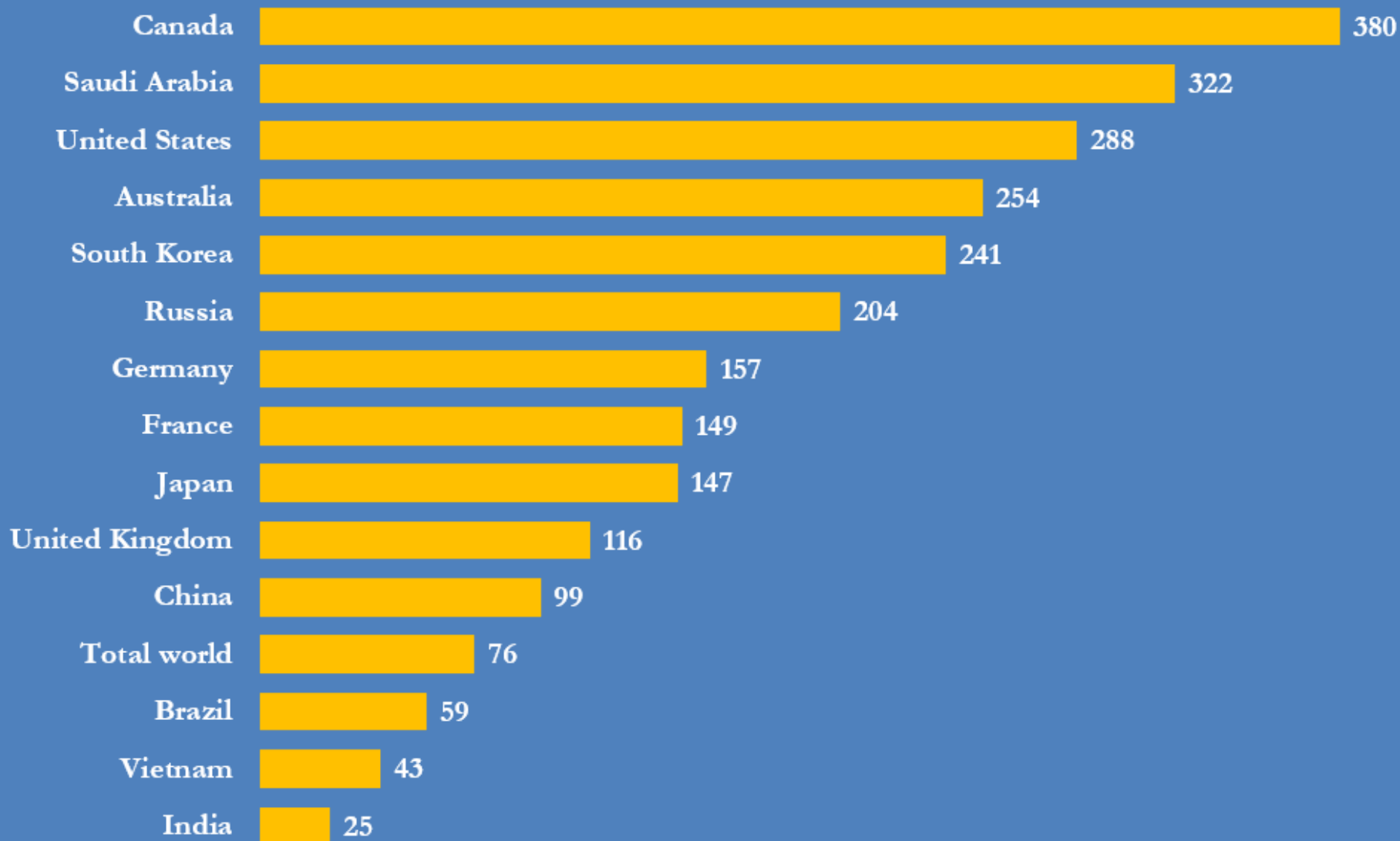
X-axis: primary energy consumption per capita in gigajoules (2019)

Y-axis: percent compound average growth rate (2009-2019)



Global primary energy consumption, 2019

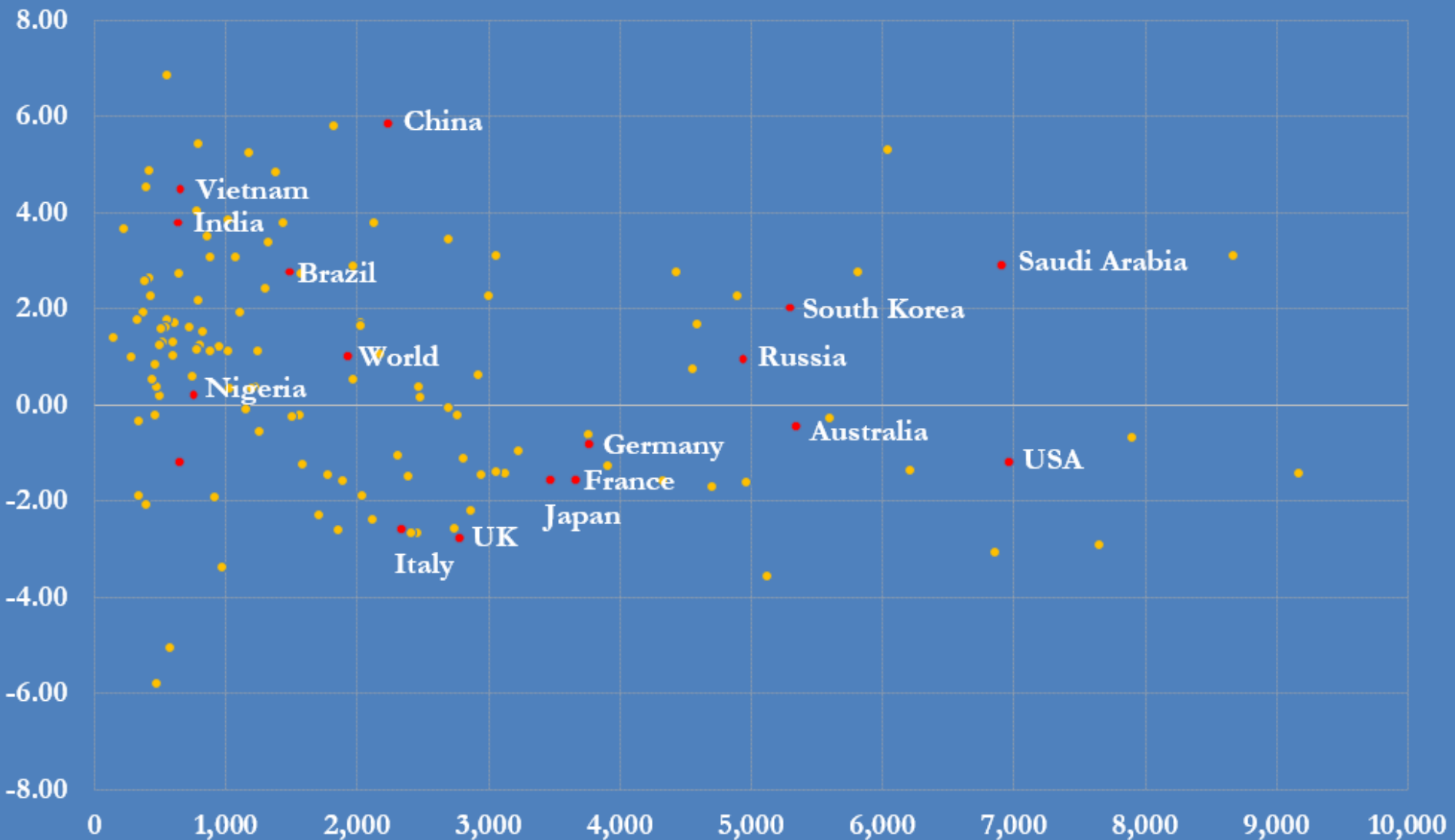
selected countries, gigajoules per capita per year



Global energy consumption per capita, selected countries

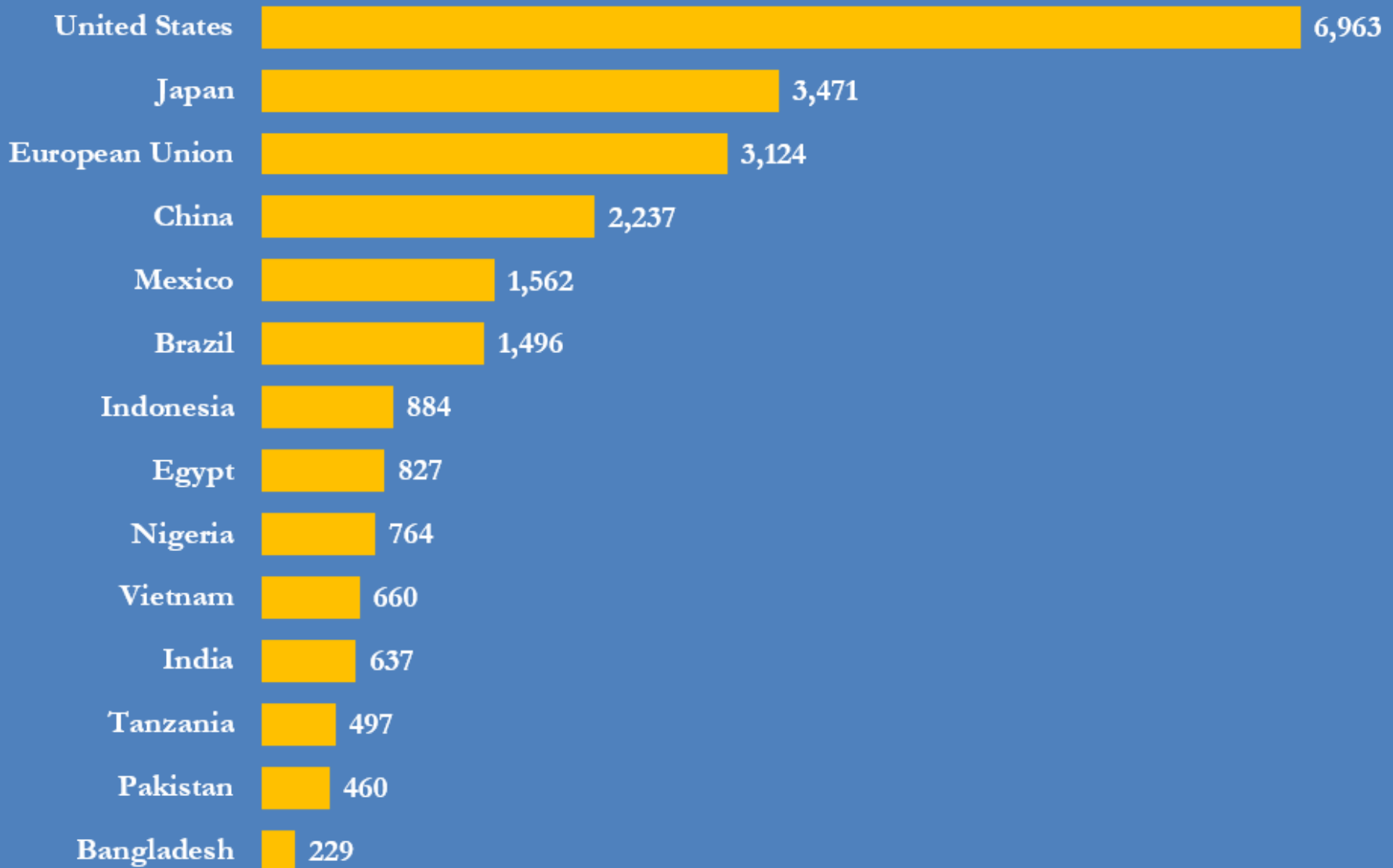
X-axis: kg of oil equivalent per capita (2014)

Y-axis: percent compound average growth rate (2004-2014)



Global energy consumption per capita, 2014

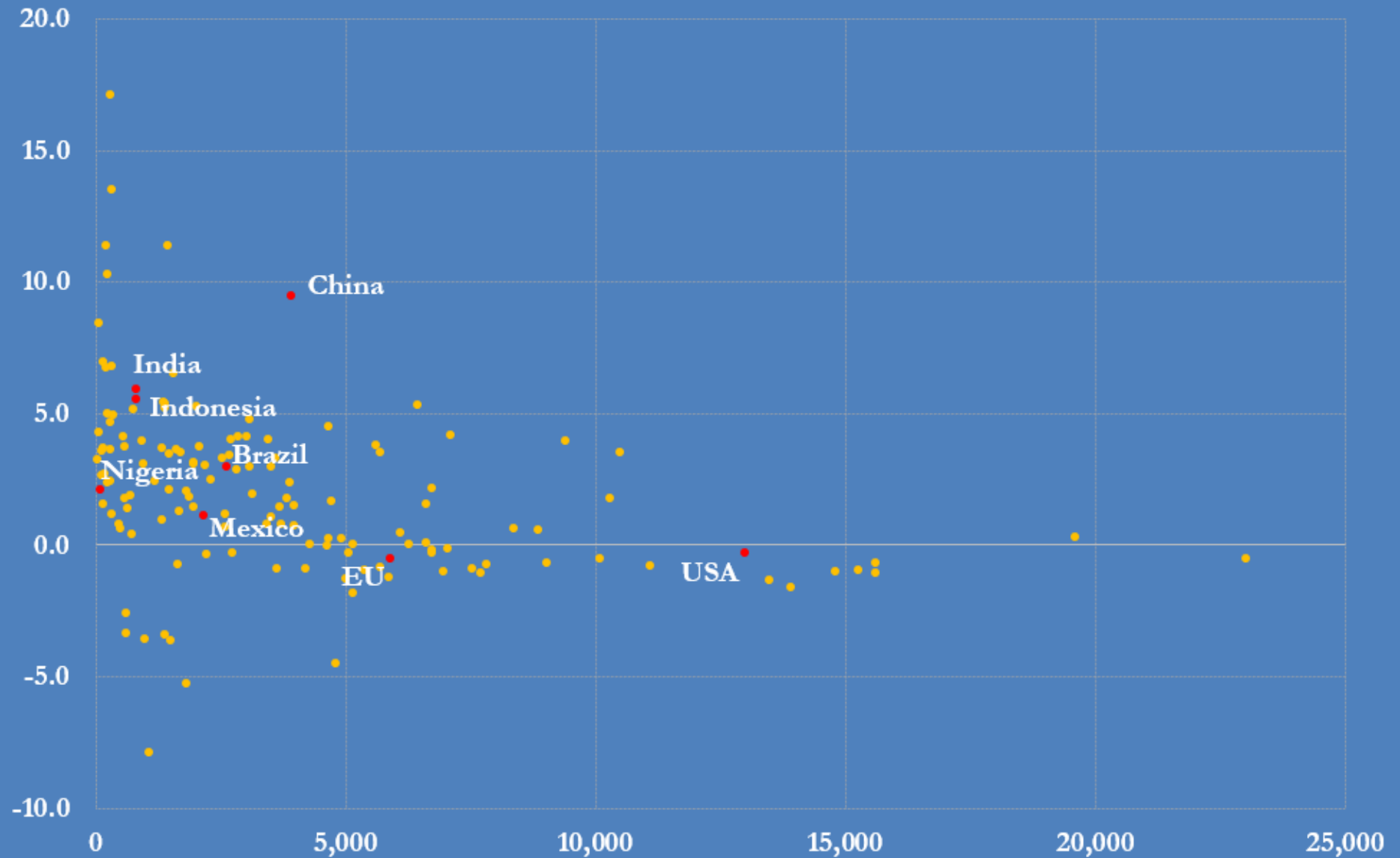
kg of oil equivalent



Global electricity consumption

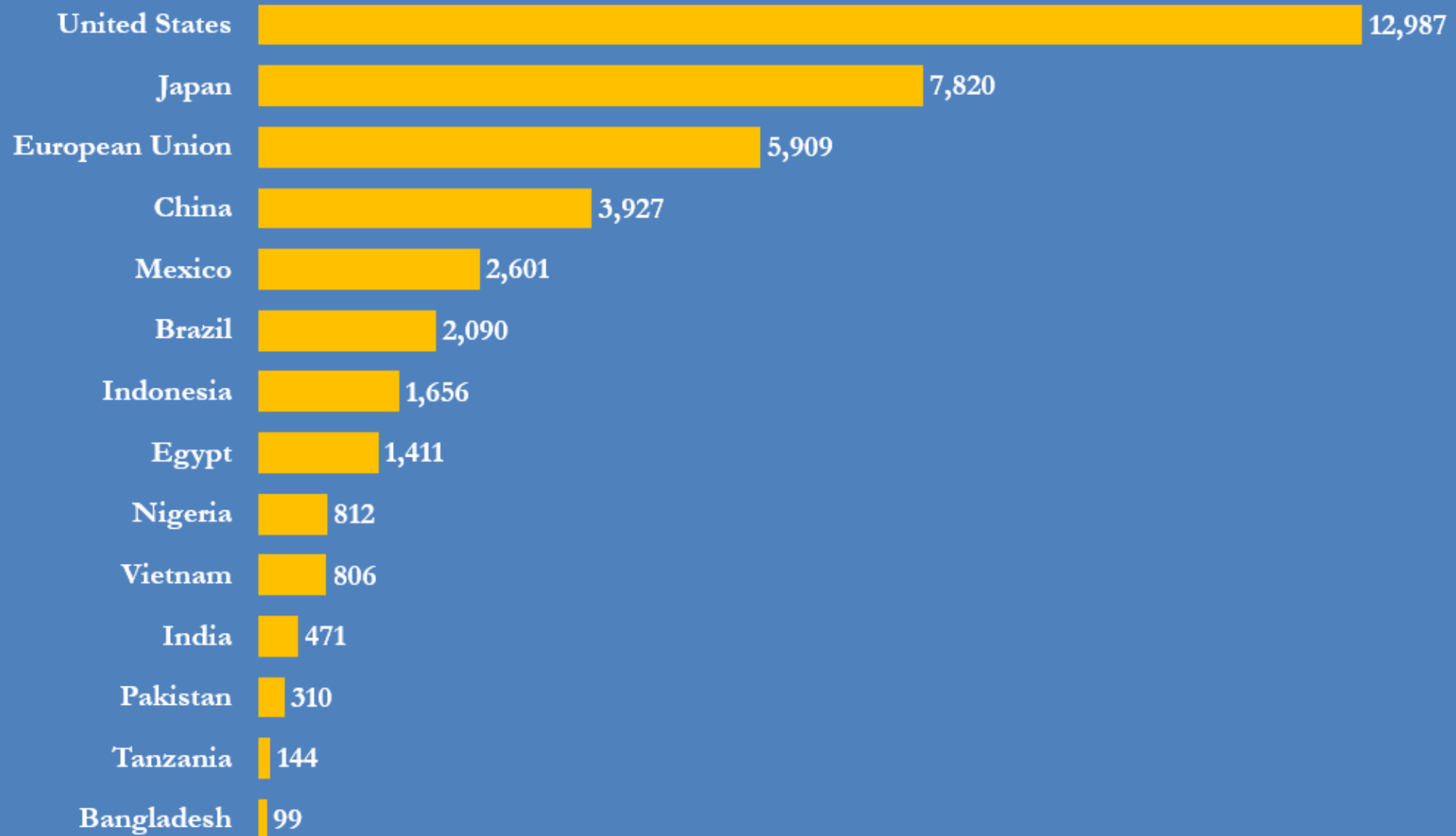
X-axis: consumption per capita in 2014 (kWh)

Y-axis: average annual growth rate 2004-2014 (percent)



Annual electricity consumption for selected countries

kWh per capita, 2014



Real GDP per unit of energy consumption

U.S.\$ at purchasing power parity per kilogram of oil equivalent consumed

Selected countries and groups

2014 and compound average growth rate 2004-2014

	U.S.\$ in 2014	CAGR % 2004-2014		U.S.\$ in 2014	CAGR % 2004-2014
Italy	15.0	4.9	Latin America & Caribbean	11.1	3.2
United Kingdom	14.9	5.6	South Asia	8.7	3.1
Germany	12.4	5.0	South Asia	8.7	3.1
Japan	11.3	4.3	World	8.2	3.8
France	11.0	5.0	Middle East & North Africa	8.1	0.2
Brazil	10.5	1.4	Least developed countries	7.5	4.6
India	8.2	3.0	Middle income	7.3	4.0
United States	7.9	4.1	East Asia & Pacific	7.1	3.4
China	5.6	4.9	Sub-Saharan Africa	6.1	4.5
Russian Federation	5.3	8.8			

Source: World Bank

@JKempEnergy

Energy intensity

Megajoules per \$2011 GDP PPP

